

Quick exhaust valves

Series ISE

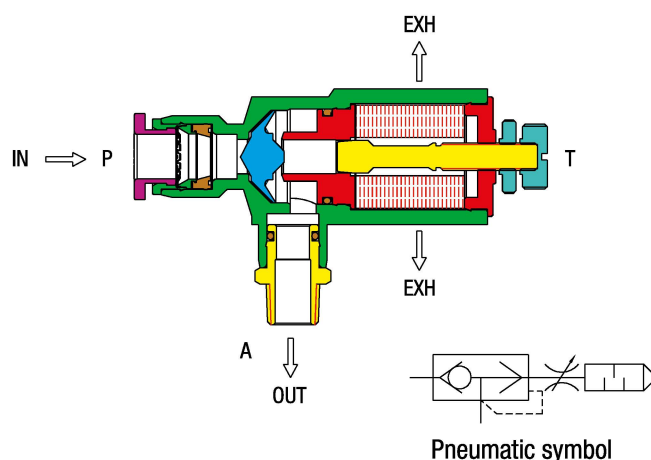


The quick exhaust valve always used to the shuttle valve and cylinder, the air can be exhaust quickly and not through the shuttle valve, which fast the reciprocating motion on the cylinder and short the work period. The exhaust side T have the function with throttling and noise elimination. It can control the high-speed cylinder, at the same time also can reduce the exhaust noise.

Characteristics

- Used to the high-speed cylinders.
- The exhaust valve with a quick fittings to fix the tube easily.
- The valve have the function of the shuttle valve
- The exhaust side have the function with throttling and noise elimination.
- It can control the high-speed cylinder, at the same time also can reduce the exhaust noise.

Structure chart





Technical sheet

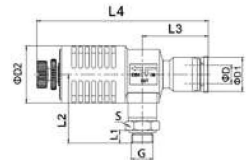
FLUIDS	Air
OPERATION PRESSURE	0,05-1,0Mpa (150psi)
OPERATING TEMPERATURE	0-60 °C (32-140 °F)
APPLICABLE TUBE	Polyurethane, Polyamide and Nylon

ART. **ISE**

VSR + RFV taper thread





COD.	ØD	R	L1	L2	L3	L4 Max	ØD1	ØD2	S		
ISE08-01	8	1/8	7,5	31	29	83	15	25	12	1	57,20
ISE08-02	8	1/4	9,5	34	29	83	15	25	14	1	61,70
ISE08-03	8	3/8	10,5	35,5	29	83	15	25	17	1	68,00
ISE10-01	10	1/8	7,5	31	32	86	19	25	12	1	62,10
ISE10-02	10	1/4	9,5	34	32	86	19	25	14	1	64,80
ISE10-03	10	3/8	10,5	35,5	32	86	19	25	17	1	71,10



ART. **ISE-G**

VSR + RFV parallel thread



COD.	ØD	G	L1	L2	L3	L4 Max	ØD1	ØD2	S		
ISE08-G01	8	1/8	5,5	30	29	83	15	25	13	1	57,20
ISE08-G02	8	1/4	6,5	31,5	29	83	15	25	16	1	61,70
ISE08-G03	8	3/8	7,5	33	29	83	15	25	20	1	68,00
ISE10-G01	10	1/8	5,5	30	32	86	19	25	13	1	62,10
ISE10-G02	10	1/4	6,5	31,5	32	86	19	25	16	1	64,80
ISE10-G03	10	3/8	7,5	33	32	86	19	25	20	1	71,10

